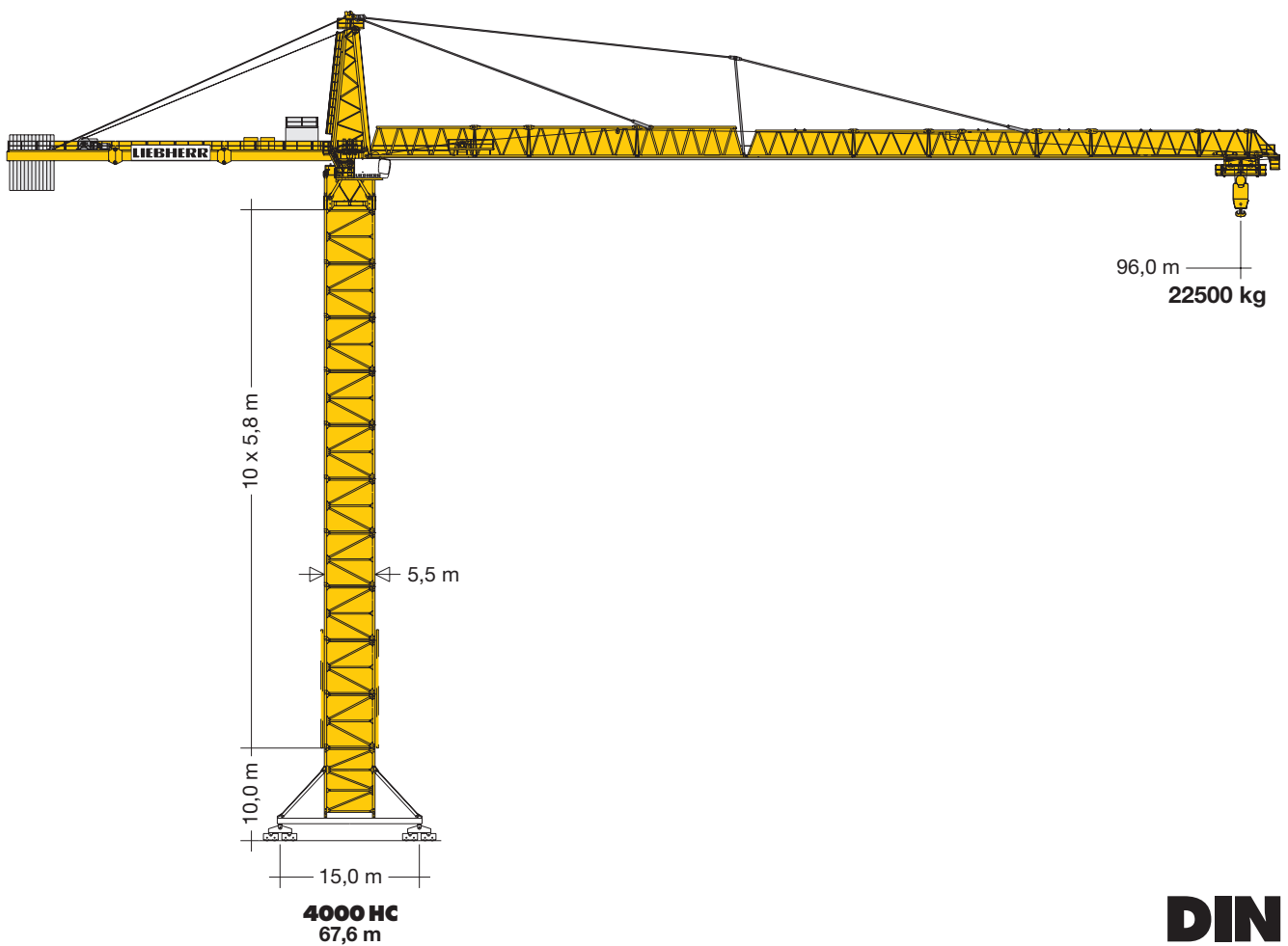


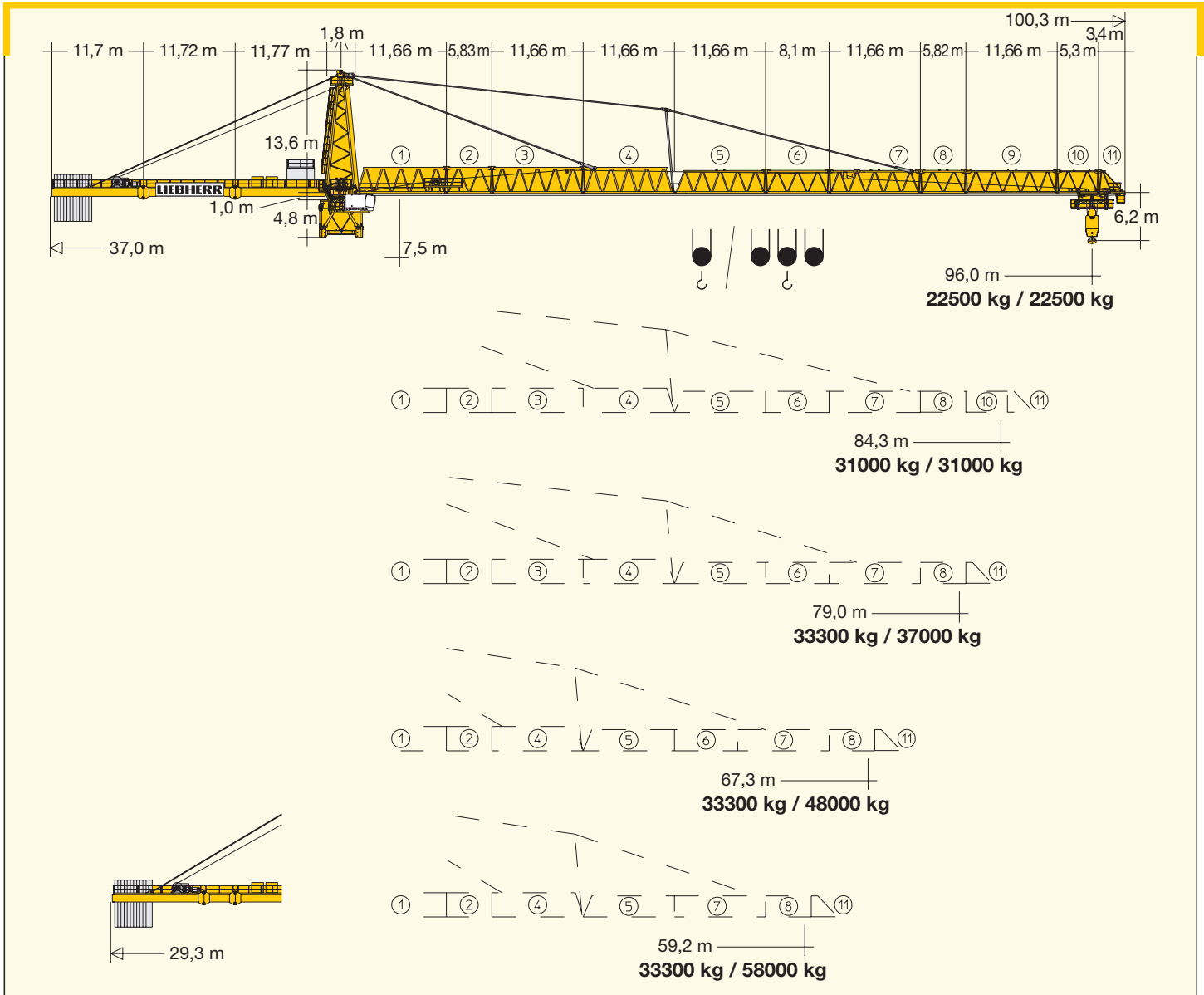
# Turmdrehkran 4000 HC 100

Tower Crane / Grue à tour / Gru a torre / Grúa torre  
Guindaste de torre / Башенный поворотный кран



# LIEBHERR

Courtesy of Crane.Market



## Hubhöhe

Hoisting height / Hauteur sous crochet / Altezza di sollevamento  
 Altura bajo gancho / Altura de montagem / Высота подъема


4000 HC		
10	58,2	67,6
9	52,4	61,8
8	46,6	56,0
7	40,8	50,2
6	35,0	44,4
5	29,2	38,6
4	23,4	32,8
3	17,6	27,0
2	11,8	21,3
1	6,0	15,4
0	-	9,6
	m	m

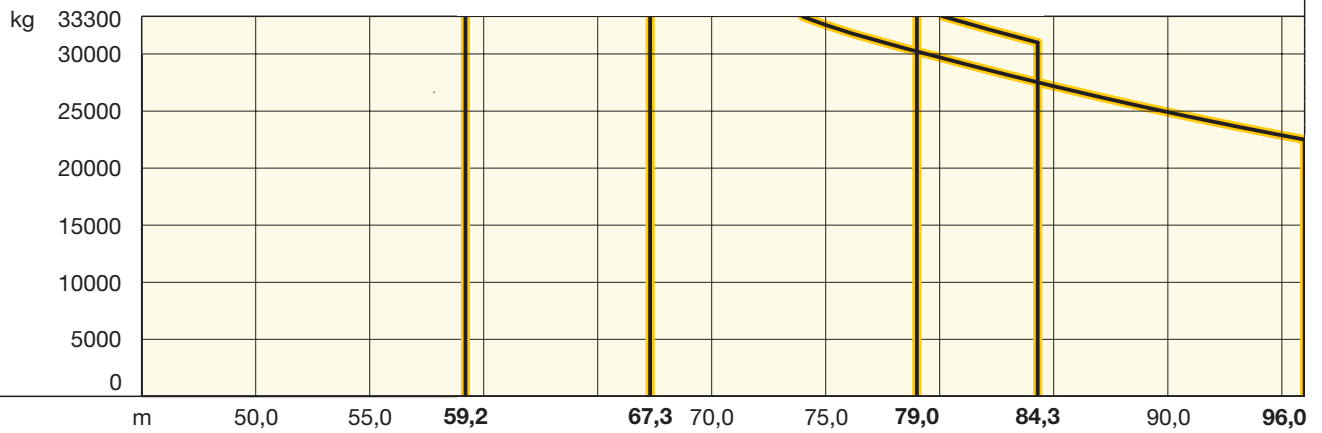
0,56 m  
5,8 m  
4,3 (5,8) m


10,0 m  
15,0 m  
8,5 m

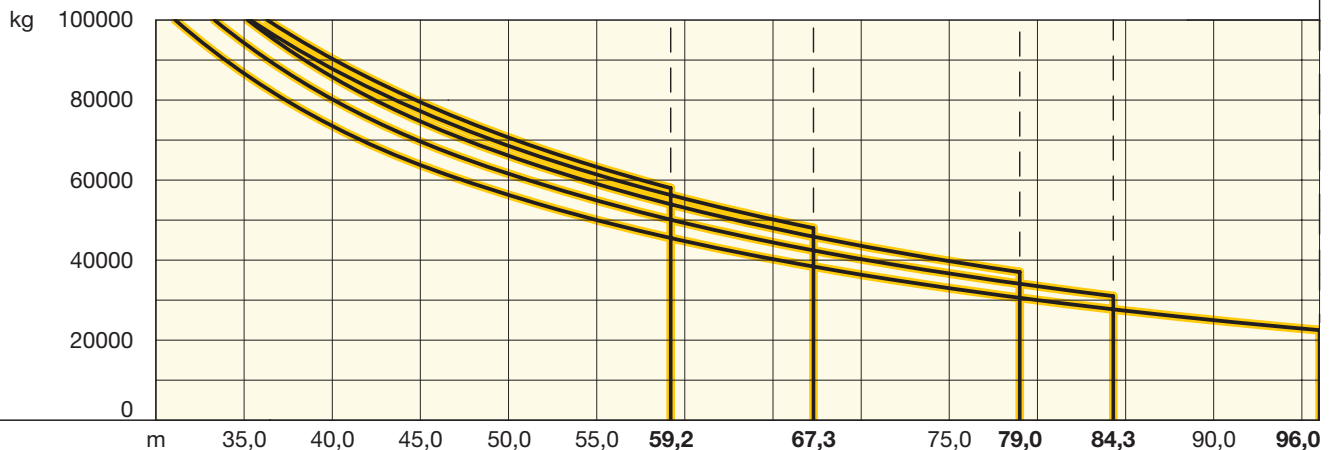
# Ausladung und Tragfähigkeit

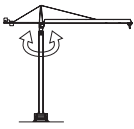

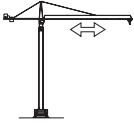


Radius and capacity / Portée et charge / Sbraccio e portata  
Alcances y cargas / Alcance e capacidade de carga / Вылет и грузоподъемность







 m r		m/kg	m/kg										
			50,0	55,0	60,0	65,0	70,0	75,0	80,0	85,0	90,0	96,0	
96,0	(r = 100,3)	7,5-73,8 33300	33300	33300	33300	33300	33300	33300	32550	29700	27170	24910	22500
84,3	(r = 88,6)	7,5-80,1 33300	33300	33300	33300	33300	33300	33300	33300	33300	84,3 m 31000		
79,0	(r = 83,3)	7,5-79,0 33300	33300	33300	33300	33300	33300	33300	33300	79,0 m 33300			
67,3	(r = 71,6)	7,5-67,3 33300	33300	33300	33300	33300	67,3 m 33300						
59,2	(r = 63,5)	7,5-59,2 33300	33300	33300	59,2 m 33300								

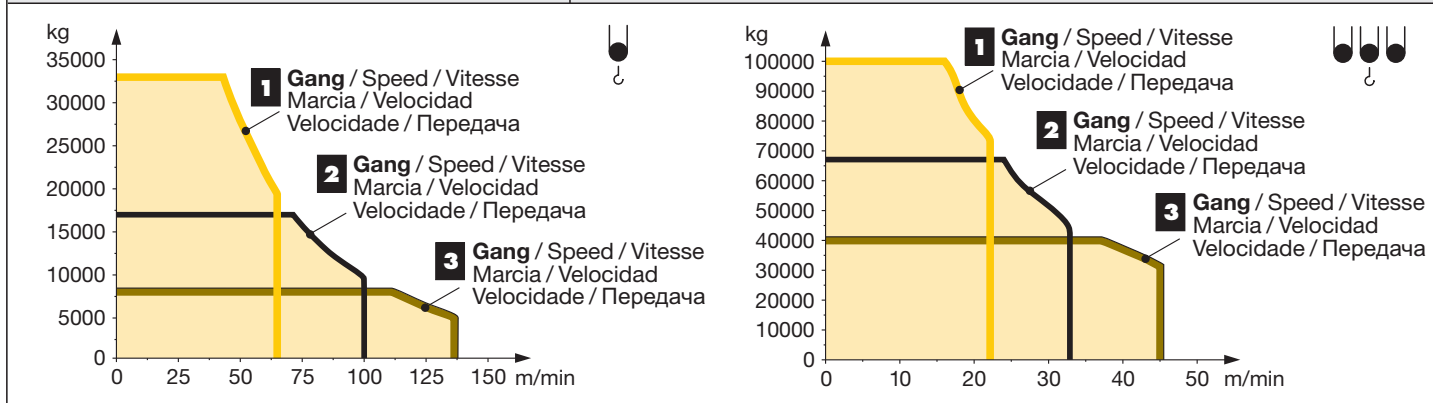


 m r		m/kg	m/kg												
			35,0	40,0	45,0	50,0	55,0	60,0	65,0	70,0	75,0	80,0	85,0	90,0	96,0
96,0	(r = 100,3)	7,5-31,1 100000	86660	73540	63750	56230	49990	44740	40250	36370	32990	30010	27370	25020	22500
84,3	(r = 88,6)	7,5-33,3 100000	94280	80190	69680	61600	54910	49260	44450	40280	36650	33460	84,3 m 31000		
79,0	(r = 83,3)	7,5-35,2 100000	100000	85790	74680	66130	59050	53080	47980	43580	39740	79,0 m 37000			
67,3	(r = 71,6)	7,5-35,4 100000	100000	87810	77230	68590	61400	55340	67,3 m 48000						
59,2	(r = 63,5)	7,5-36,3 100000	100000	90330	79490	70640	63290	59,2 m 58000							



	U/min 0,5 sl./min tr./min	6 x 15,0 kW FU		0 ↔ 25,0 m/min	4 x 22,0 kW FU
	0 ↔ 60,0 m/min	37,0 kW FU	  340 kW FU <hr/> 456,0		

	↔ <b>stufenlos / stepless / régl. continu / regl. progressiva / sin escalones</b> sem degraus / Бесступенчатый			
	kg	m/min	kg	m/min
340 kW FU WIW 350 VZ 401	4 <b>Lagen</b> Layers Couches Avvolgimenti Camadas Сараы Слоёв			
	93,0 m / 279,0 m 120,0 m / 360,0 m**			
	<b>1</b>	33300 17000	0 ↔ 43 0 ↔ 65	
	<b>2</b>	17000 8000	0 ↔ 71 0 ↔ 100	
	<b>3</b>	8000 4700	0 ↔ 111 0 ↔ 136	



\*\* **Weitere Hublastdaten: siehe Betriebsanleitung.** / Further hoist load data: see instruction manual. / Autres données de la charge de levage: voir manuel d'instruction. / Altri dati sui carichi sollevati: consultare il manuale d'istruzione. / Alturas bajo grancho superiores según manual. / Outras tabelas de carga: consultar manual de instruções. / Другие данные по весу поднимаемых грузов: см. инструкцию по эксплуатации

**Konstruktionsänderungen vorbehalten!** / Subject to alterations! / Sous réserves de modifications! / Riservato il diritto di modifiche strutturali!  
 ¡Sujeto a modificaciones! / Salvo modificação da construação! / Права на внесение конструкторских изменений сохраняются!

**Sämtliche Angaben erfolgen ohne Gewähr.** / This information is supplied without liability. / Ces renseignements sont sans garantie. / Tutte le indicazioni fornite senza garanzia. / Declinamos toda responsabilidad derivada de la información proporcionada. / Declinamos qualquer responsabilidade quanto à informação fornecida. / Все данные указаны без обязательств.