

1250

HC




1250 HC 40

FEM
Technical Data

LIEBHERR

Tower Cranes

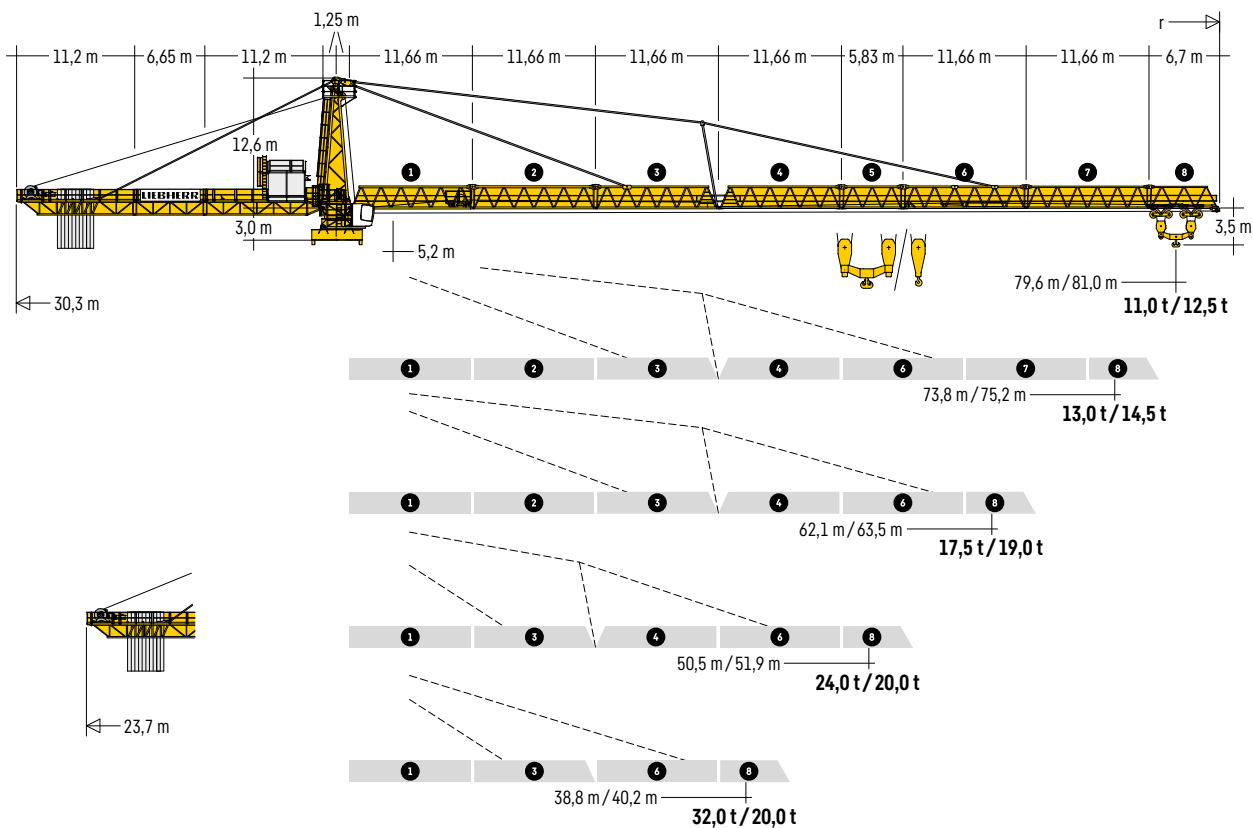


FEM

1250 HC 40

Ausladung und Tragfähigkeit · Radius and capacity · Portée et charge Sbraccio e portata · Alcances y cargas · Alcance e capacidade de carga Вылет и грузоподъемность.....	04
Kranaufbauten · Crane superstructures · Superstructures de grue · Sovrastrutture Superestructuras para grúas · Estruturas da grua · Конструкции крана.....	05
Hubhöhe · Hoisting height · Hauteur sous crochet · Altezza di sollevamento Altura bajo gancho · Altura de montagem · Высота подъема	06
Antriebe · Driving units · Mécanismes d'entraînement · Meccanismi Mecanismos · Mecanismos · Приводы	07
Transport · Transport · Transport · Trasporto · Transporte · Transporte · Транспорт	08
Kolli-Liste · Packing List · Liste de colisage · Lista dei colli · Lista de contenido Lista de embalagem · Упаковочный лист	08

Ausladung und Tragfähigkeit · Radius and capacity · Portée et charge · Sbraccio e portata
 Alcances y cargas · Alcance e capacidade de carga · Вылет и грузоподъемность

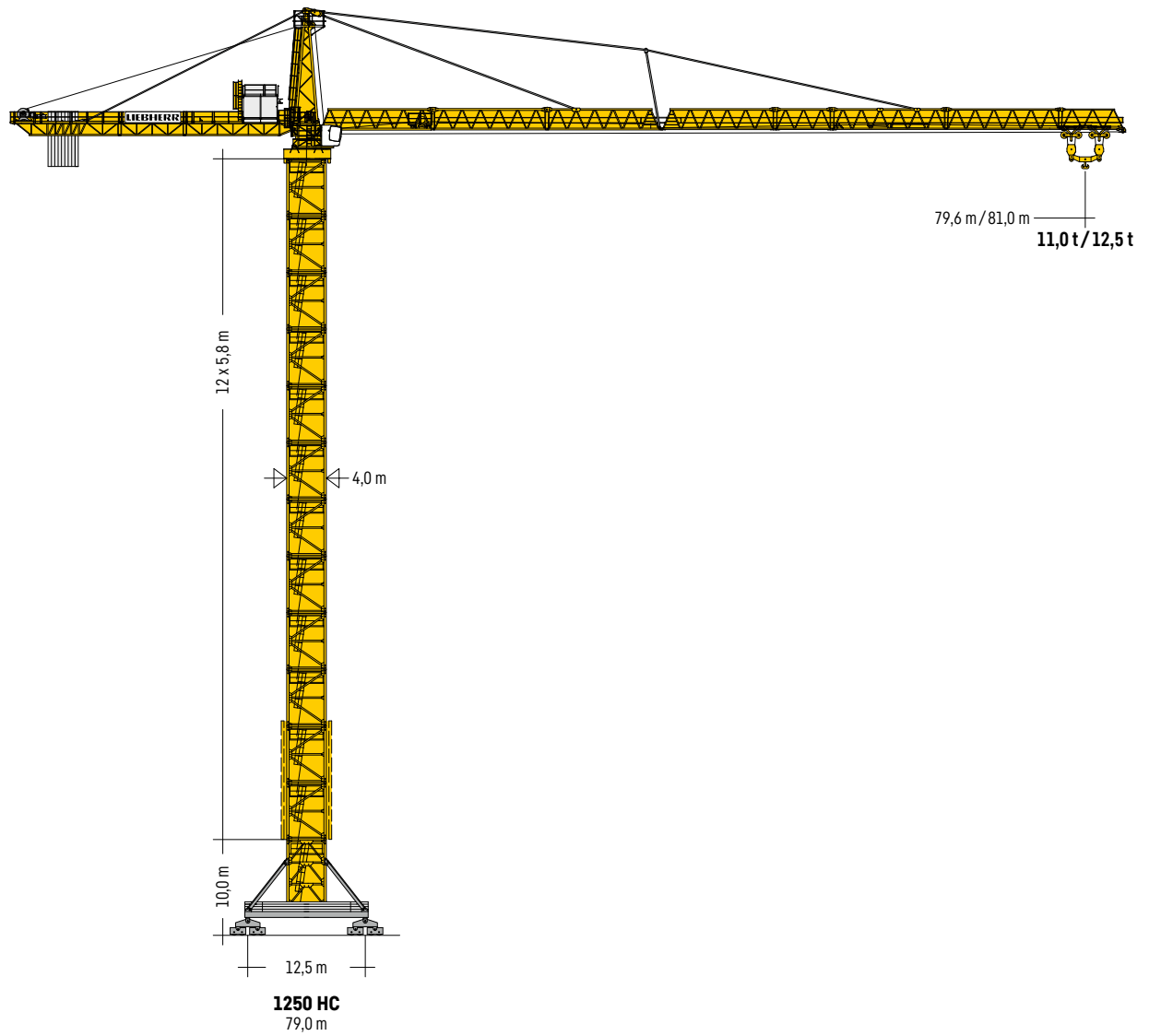


1250 HC 40

				m										
m	r	m	t	30,0	35,0	40,0	45,0	50,0	55,0	60,0	65,0	70,0	75,0	81,0
81,0 (r=83,7)	6,6 - 52,9	20		20,00					19,20	17,48	16,01	14,75	13,65	12,50
75,2 (r=77,9)	6,6 - 56,1	20		20,00						18,59	17,04	15,71	14,50	
63,5 (r=66,2)	6,6 - 60,5	20		20,00							19,00			
51,9 (r=54,6)	6,6 - 51,9	20		20,00										
40,2 (r=42,9)	6,6 - 40,2	20		20,00										
				m										
m	r	m	t	30,0	35,0	40,0	45,0	50,0	55,0	60,0	65,0	70,0	75,0	79,6
79,6 (r=83,7)	5,2 - 27,0	40		35,41	29,63	25,52	22,35	19,78	17,66	15,88	14,37	13,06	11,92	11,00
73,8 (r=77,9)	5,2 - 28,3	40		37,36	31,29	26,98	23,66	20,97	18,75	16,88	15,29	13,92	13,00	
62,1 (r=66,2)	5,2 - 30,0	40		40,00	33,57	28,99	25,45	22,59	20,23	17,50				
50,5 (r=54,6)	5,2 - 31,0	40		40,00	35,36	30,81	27,20	24,00						
38,8 (r=42,9)	5,2 - 31,0	40		40,00	35,49	32,00								

Tragfähigkeiten gültig bis 50 m Hubhöhe. · Lifting capacities valid up to 50 m hoisting height. · Capacités de levage valables jusqu'à 50 m de hauteur sous crochet. · Portate valide fino a 50 m d'altezza di sollevamento. · Cargas válidas hasta altura de 50 m. · Cargas válidas ate à altura de 50 m. · Грузоподъемность действительна до 50 м высоты подъема.

Kranaufbauten · Crane superstructures · Superstructures de grue · Sovrastrutture
Superestructuras para grúas · Estruturas da grua · Конструкции крана



Hubhöhe • Hoisting height • Hauteur sous crochet • Altezza di sollevamento
 Altura bajo gancho • Altura de montagem • Высота подъема



5,8 m		1250 HC	
13	75,2 ¹⁾	-	-
12	69,4	79,0 ¹⁾	-
11	63,6	73,2	-
10	57,8	67,4	-
9	52,0	61,6	-
8	46,2	55,8	-
7	40,4	50,0	-
6	34,6	44,2	-
5	28,8	38,4	-
4	23,0	32,6	-
3	17,2	26,8	-
2	11,4	21,0	-
1	5,6	15,2	-
0	0,2	9,4	-

0,43 m

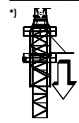
5,8 m

5,8 m

10,0 m

7,0 m

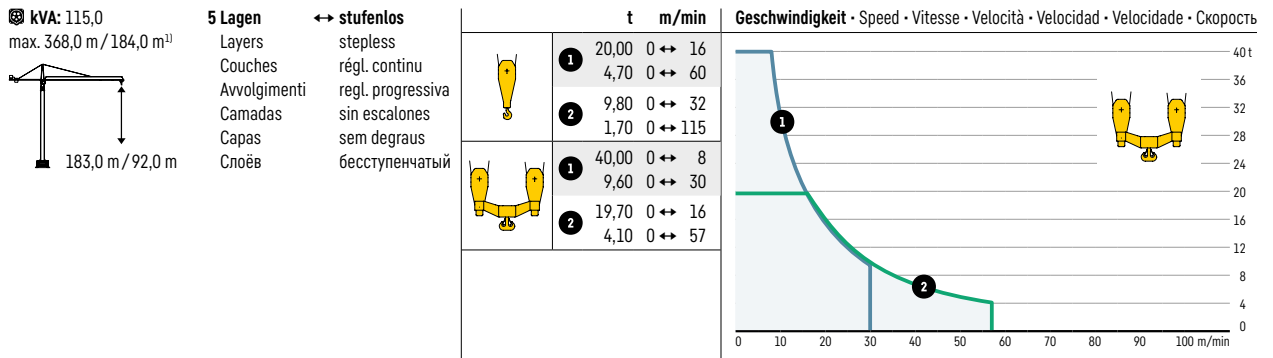
12,5 m



Antriebe · Driving units · Mécanismes d'entraînement · Meccanismi Mecanismos · Mecanismos · Приводы

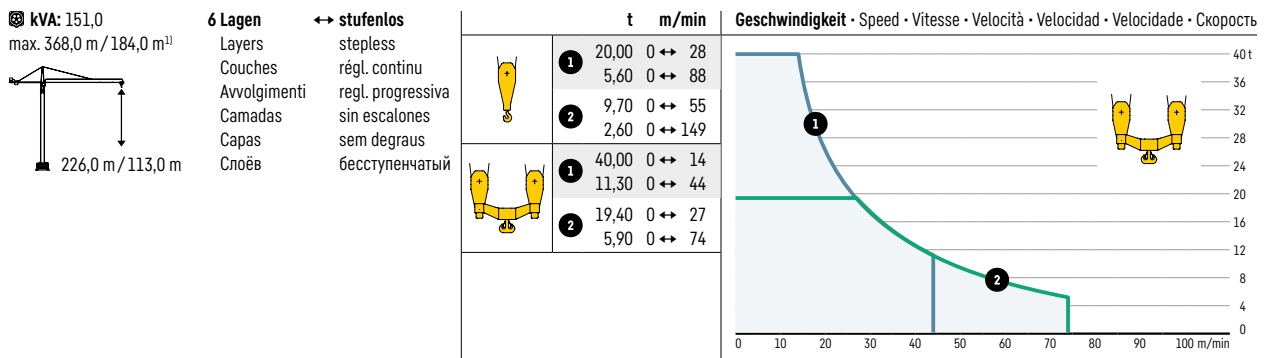
3 ↑ 65 kW FU SD.shift

WIW 280 WZ 403



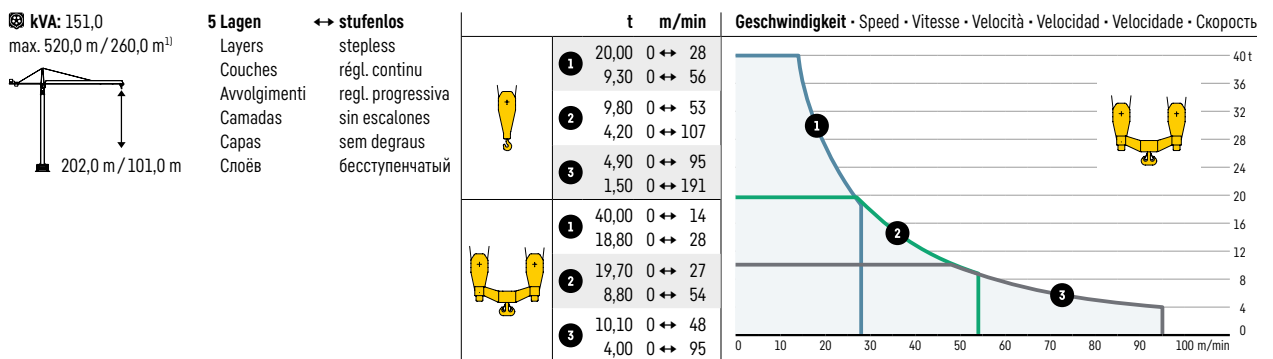
3 ↑ 110 kW FU SD.shift

WIW 300 WZ 403



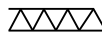
3 ↑ 110 kW FU

WIW 300 VZ 432



		
0 ↔ 0,6 U/min · sl./min · tr./min	0 ↔ 68,0 m/min	25,0 m/min
3 x 11,0 kW FU	11,0 kW FU	4 x 15,0 kW

¹⁾ Weitere Hublastdaten: siehe Betriebsanleitung. · Further hoist load data: see instruction manual. · Autres données de la charge de levage: voir manuel d'instruction.
Altri dati sui carichi sollevati: consultare il manuale d'istruzione. · Alturas bajo granco superiores según manual. · Outras tabelas de carga: consultar manual de instruções.
Другие данные по весу поднимаемых грузов: см. инструкцию по эксплуатации.

 **81,0 m**



auf Anfrage • on request • sur demande • su richiesta
bajo pedido • a pedido • по запросу



















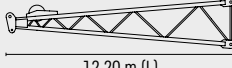




auf Anfrage • on request • sur demande • su richiesta
bajo pedido • a pedido • по запросу

Kolli-Liste • Packing List • Liste de colisage • Lista dei colli • Lista de contenido
Lista de embalagem • Упаковочный лист

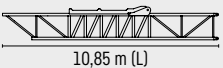
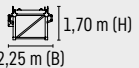

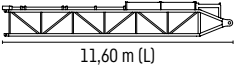
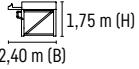

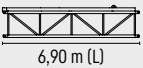
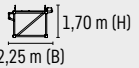




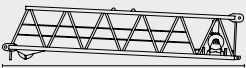


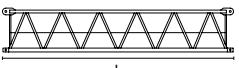







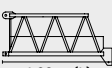


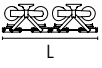




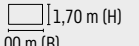


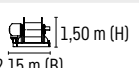

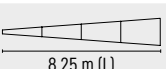
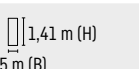

Montagegewichte: siehe Betriebsanleitung. • Erection weights: see instruction manual. • Poids de montage : voir manuel de service. • Pesì di montaggio: vedere manuale d'uso.
Peso para el montaje: según manual. • Pesos de montagem: veja-se em instruções p. uso. • Масса монтируемых частей: см. инструкцию по эксплуатации.

Kranoberteil • Upper part of crane • Partie supérieure de grue • Parte superiore della gru • Parte superior grúa
Parte superior do guindaste • Верхняя часть крана

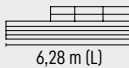
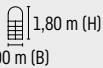


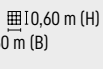

P ₁	A ₁	Beschreibung • Description • Description • Descrizione • Descripción • Descrição • Описание		
1	1	Drehbühne kpl. mit Kugeldrehkranz und KUD-Auflage (Oberteil) • Slewing platform complete with slewing ring and slewing ring support (upper part) Plate-forme tournante complète avec couronne d'orientation et pivot d'orientation (partie supérieure) • Piattaforma girevole completa di ralla e supporto ralla (parte superiore) • Superestructura completa con corona de giro y superficie para corona de giro (superestructura) • Plataforma de giro, coroa com rolamentos de esfera e base da coroa giratória (parte superior) Поворотная платформа в сб. с шариковым опорноповоротным кругом и рамой ОПУ (верхняя часть)	 4,35 m (L)  28100 kg ²⁾	 3,00 m (H) 2,90 m (B)
2	2	Kudauflage – Querträger • Cross-member for slewing ring support Traverse du pivot • Supporto ralla trasversale • Soporte principal asiento de pista • Suporte principal anel de giração • Рама ОПУ – поперечина	 4,85 m (L)  4200 kg ²⁾	 1,95 m (H) 1,90 m (B)
3	2	Kudauflage – Träger • Cross-member for slewing ring support Appui du pivot • Supporto ralla • Soporte asiento de pista Suporte anel de giração • Рама ОПУ – опора	 3,10 m (L)  320 / 380 kg ²⁾	 1,04 m (H) 0,80 m (B)
4	1	Kabine mit Podest • Cabin with platform • Cabine avec plate-forme Cabina con pedana • Cabina con plataforma • Cabina com plataforma Кабина с площадкой	 4,65 m (L)  1500 kg ²⁾	 2,55 m (H) 1,85 m (B)
5	1	Podest • Platform • Plateforme • Pedana • Plataforma Plataforma • Площадкой	 4,25 m (L)  1200 kg ²⁾	 1,50 m (H) 2,95 m (B)
6	1	Drehwerks-Podest • Slewing gear platform • Plate-forme des méc. d'orientation Piattaforma del gruppo di rotazione • Soporte del motor de giro Suporte do motor de giração • Площадка для поворотного механизма	 2,70 m (L)  400 kg ²⁾	 1,35 m (H) 1,30 m (B)
7	1	Turm Spitze • Tower head section • Porte-flèche • Testa porta-braccio Cabeza de torre • Cabeça de armao de lança • Оголовок башни	 12,20 m (L)  9350 kg ²⁾	 1,40 m (H) 2,60 m (B)

P₁ = Position • Item • Position • Posizione • Posición • Posição • Положение A₁ = Anzahl • Quantity • Nombre • Numero • Cantidad • Número • Количество

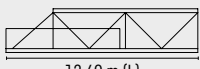
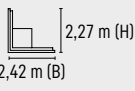

²⁾ Einzelgewichte • Single weights • Poids individuels • Singoli pesi • Tramo punta de pluma • Pesos de peças componentes • Индивидуальный вес

P ₁	A ₁	Beschreibung · Description · Description · Descrizione · Descripción · Descrição · Описание		
8	1	Gegenausleger-Kopfstück · Counter-jib head · Pointe de contre-flèche Testa di controbraccio · Tramo punta de contrapluma · Cabeça de contralança Концевая секция консоли противовеса	 10,85 m (L)	 1,70 m (H) 2,25 m (B)
			 6650 kg ²⁾	
9	1	Gegenausleger-Anlenkstück · Counter-jib heel section · Pied de contre-flèche Settore articolato di controbraccio · Tramo primero-contrapluma Base articulada da contra-lança · Корневая секция консоли противовеса	 11,60 m (L)	 1,75 m (H) 2,40 m (B)
			 5150 kg ²⁾	
10	1	Gegenausleger-Zwischenstück · Intermediate counter-jib section Élément interm. de contre-flèche · Spezzone di controbraccio Tramo intermedio de contrapluma · Peça suplementar da contra-lança Промежуточная секция консоли противовеса	 6,90 m (L)	 1,70 m (H) 2,25 m (B)
			 2600 kg ²⁾	
11	1	Schaltheus · Switchgear cabinet · Armoire électrique · Sala quadri Armario eléctrico · Armário elétrico · Шкаф управления	 4,10 m (L)	 2,55 m (H) 2,10 m (B)
			 3500 kg ²⁾	
12	1	Ausleger-Anlenkstück · Jib heel section · Pied de flèche Sezione articolata braccio · Pluma tramo primero Base articulada de lança · Корневая секция стрелы	 12,10 m (L)	 2,75 m (H) 1,85 m (B)
			 6700 kg ²⁾	
13		Ausleger-Zwischenstück · Intermediate jib section Élément intermédiaire de flèche · Sezione intermedia braccio Tramo intermedio pluma · Peça suplementar da lança Промежуточная секция стрелы	 L	 H B
	1		 5400	
	1		 5580	
	1		 4160	
	1		 2230	
	1		 4900	
	1		 3140	
14	1	Ausleger-Kopfstück · Jib head section · Pointe de flèche · Punta braccio Tramo punta de pluma · Cabeça de lança · Концевая секция стрелы	 6,90 m (L)	 2,55 m (H) 1,85 m (B)
			 1830 kg ²⁾	
15	1	Laufkatze · Trolley · Chariot de distribution · Carrello · Carrito Carro de ponte · Грузовая тележка	 L	 H B
			 930	
			 880	
16	1	Lasthaken · Load hook · Crochet de levage · Gancio · Gancho Gancho · Грузовой крюк	 3,60 m (L)	 1,70 m (H) 1,00 m (B)
			 2320 kg ²⁾	
17	1	Hubwerkseinheit (110 kW) · Hoist gear unit · Treuil de levage Gruppo meccanismo sollevamento · Mecanismo de elevación Grupo de mecanismo elevatório · Блок грузовой лебедки	 3,60 m (L)	 1,50 m (H) 2,15 m (B)
			 7900 kg ²⁾	
18	1	Ausleger-Abspannbock · Jib gantry · Chevalet de haubange de flèche Tirante braccio · Caballete de pluma · Cavalete de lança Опора расчала стрелы I	 8,25 m (L)	 1,41 m (H) 0,35 m (B)
			 1210 kg ²⁾	


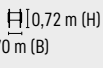


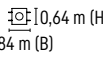


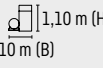


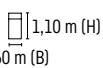

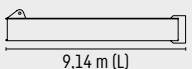
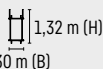

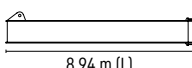
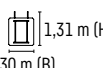

Turm · Tower · Mât · Torre · Torre · Torre · Башня

P ₁	A ₁	Beschreibung · Description · Description · Descrizione · Descripción · Descrição · Описание		
19	12	Turmstück · Tower section · Élément de mât · Elemento di torre Tramo torre · Torre · Башенная секция	 6,28 m (L)	 1,80 m (H) 1,00 m (B)
			 5900 kg ²⁾	
			 4,30 m (L)	 1,60 m (H) 0,60 m (B)
			 3900 kg ²⁾	

Klettereinrichtung · Climbing equipment · Equipement de télescopage · Attrezzatura per allungamento della gru Equipo de trepado · Acesórios p. subida no edifício · Обойма наращивания





P ₁	A ₁	Beschreibung · Description · Description · Descrizione · Descripción · Descrição · Описание				
20	4	Führungsstück, geteilt · Guide section, split · Cage télescopique, dévisée Gabbia di sopraelevazione, suddivisa · Torre de montaje, dividida Peça de guia, subdividida · Направляющая секция, разъемная	 12,40 m (L)	 2,27 m (H) 2,42 m (B)		
			 3750 kg ²⁾			
21	1	Hydraulikanlage, Stütz- und Klettertraverse · Hydraulic unit, supporting and climbing crossmembers · Système hydraul. avec traverses d'appui et de télescop. · Sist. idraul., traversa di appoggio e allugam. gru · Sistema hidráulico con traviesa de apoyo y trepado · Instalação hidráulica, travessa de apoio e subida · Гидроагрегат, стойка-упор и траверса обоймы наращивания	L (m) 3,80	B (m) 1,00	H (m) 1,10	kg²⁾ 3360

Unterwagen · Undercarriage · Châssis · Carro · Carro con mástil · Carro de guindaste · Опорная рама

P ₁	A ₁	Beschreibung · Description · Description · Descrizione · Descripción · Descrição · Описание		
22	4	Ausgleichsschwinge mit Schwingenlager · Pivot for wheel box Chape pour bogie · Bilanciere di equilibratura con cuscinetto bilanciere Balancin · Balancim com suporte · Балансир с шарнирной опорой	 2,65 m (L)	 0,72 m (H) 0,70 m (B)
			 2600 kg ²⁾	
23	4	Schwingen-Hauptlager · Gudgeon · Logement principal du balancier Cuscinetto principale oscillante · Cojinete oscilante · Rolamento oscilante Основная поворотная опора	 1,55 m (L)	 0,64 m (H) 0,84 m (B)
			 1250 kg ²⁾	
24	4	Fahrschemel mit Antrieb · Rail bogie with drive · Bogie moteu Telajo con grappa propulsore · Caja rodillo motriz Quadra sem grupa de propulsão · Подрамник с приводом	 2,20 m (L)	 1,10 m (H) 1,10 m (B)
			 2200 kg ²⁾	
25	4	Fahrschemel ohne Antrieb · Rail bogie without drive · Bogie fou Telajo senza grappa propulsore · Caja rodillo conducido Quadra com grupa de propulsão · Подрамник без привода	 1,90 m (L)	 1,10 m (H) 0,60 m (B)
			 1700 kg ²⁾	
26	1	Tragholm lang · Long support arm · Longeron long · Longherone lungo Brazo soporte largo · Travessa comprida · Несущая балка, длинная	 9,14 m (L)	 1,32 m (H) 1,30 m (B)
			 3700 kg ²⁾	
27	2	Tragholm kurz · Short support arm · Longeron court · Longherone corto Brazo soporte corto · Travessa curta · Несущая балка, короткая	 8,94 m (L)	 1,31 m (H) 1,30 m (B)
			 3400 kg ²⁾	

P₁ = Position · Item · Position · Posizione · Posición · Posição · Положение A₁ = Anzahl · Quantity · Nombre · Numero · Cantidad · Número · Количество

²⁾ Einzelgewichte · Single weights · Poids individuels · Singoli pesi · Tramo punta de pluma · Pesos de peças componentes · Индивидуальный вес

P ₁	A ₁	Beschreibung · Description · Description · Descrizione · Descripción · Descrição · Описание					
28	4	Strebe · Strut · Entretroise · Puntone · Tirante · Tirante · Распорка		3,43 m (L)	0,56 m (B)	0,10 m (H)	150 kg ²⁾
29	4	Randträger · Border support · Traverse · Supporti base · Traviesa Apoio de bordo · Стяжная балка		11,20 m (L)	0,18 m (H)	0,22 m (B)	700 kg ²⁾
30	4	Stützholm · Support strut · Hauban de châssis · Correnti di appoggio Tirante vertical · Travessa de apoio · Опорный подкос		7,70 m (L)	10,50 m (H)	0,46 m (B)	1600 kg ²⁾
31	1	Unterswagen-Turmstück, 4 Teile · Undercarriage tower section, 4 pcs. Mât de châssis, 4 pcs. · Elemento di torre del carro, 4 pcs. Tramo de carro, 4 pcs. · Peça de torre do chassis, 4 pcs. Опорная башенная секция, 4 части		7,33 m (L)	2,40 m (H)	2,40 m (B)	2900 kg ²⁾
32	1	Kleinteile, Seile und Abspannungen · Small parts, ropes and holding bars Accessoires, câbles et tirants · Accessori, funi e attrezzi di ancoraggio Despieces, cables y tirantes · Acessórios, cabos e peças de ancoragem Мелкие детали, Канаты и Пристезжки	L (m)	B (m)	H (m)	kg²⁾	
			2,00	1,00	1,00	2500	

Sämtliche Angaben erfolgen ohne Gewähr.

This information is supplied without liability.

Ces renseignements sont sans garantie.

Tutte le indicazioni fornite senza garanzia.

Declinamos toda responsabilidad derivada de la información proporcionada.

Declinamos qualquer responsabilidade quanto à informação fornecida.

Все данные указаны без обязательств.

Änderungen vorbehalten!

Subject to technical modifications!

Sous réserves de modifications !

Con riserva di modifiche!

¡Sujeto a modificaciones sin previo aviso!

Sujeto a modificações!

С правом внесения изменений!