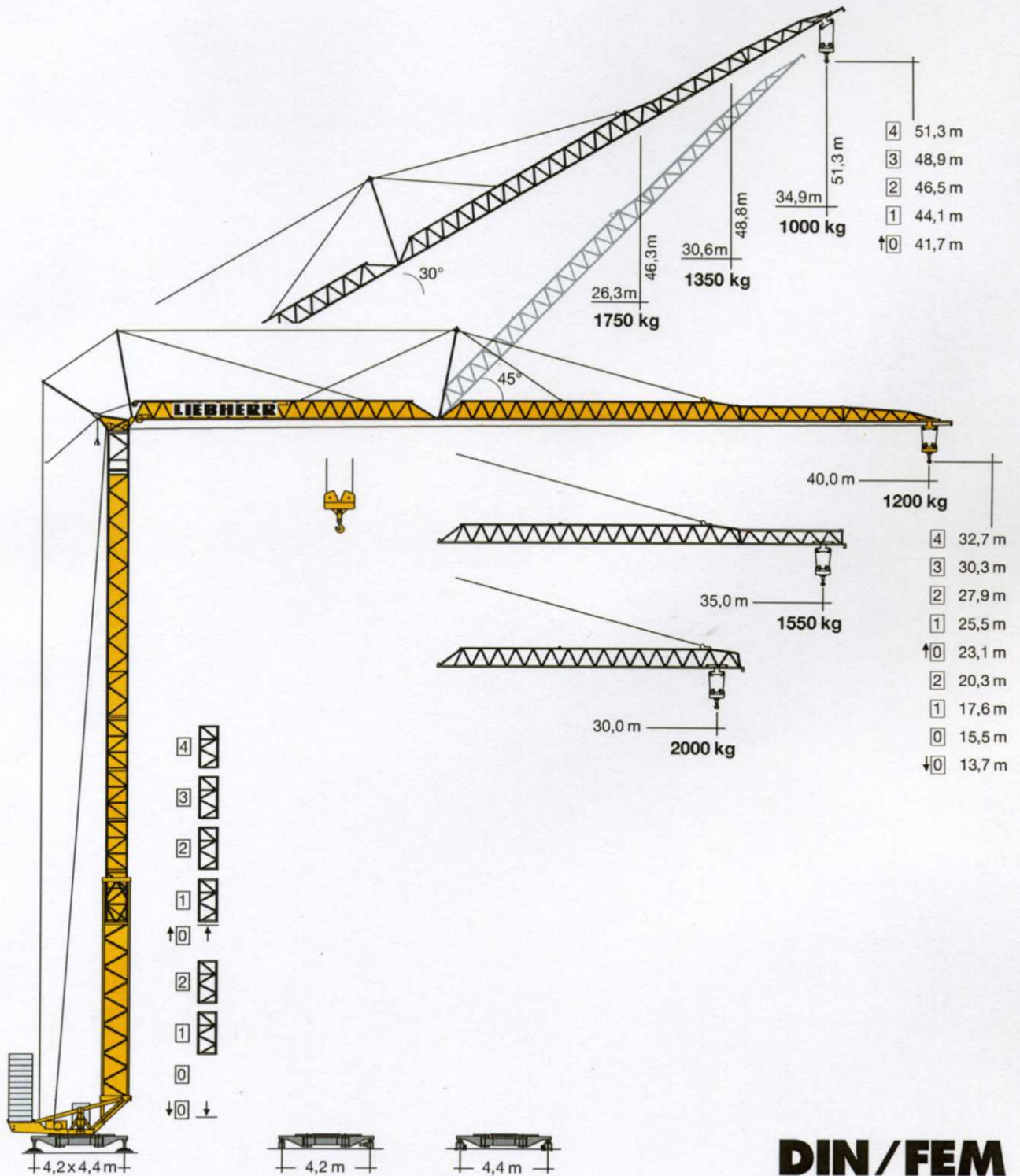


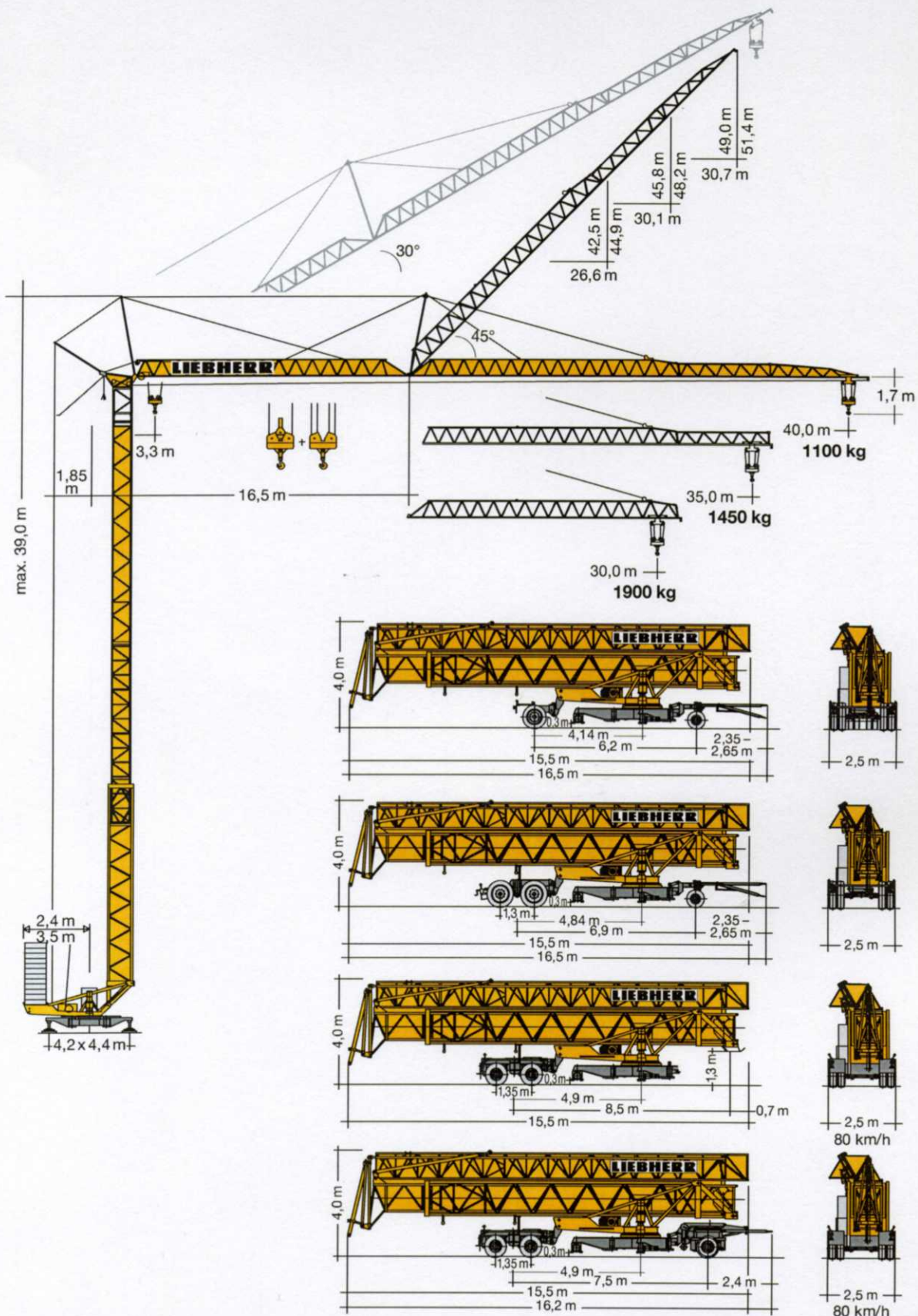
# Turmdrehkran 56 K

Tower Crane / Grue à tour / Gru a torre / Grúa torre  
Guindaste de torre / Башенный поворотный кран



**DIN / FEM**

# LIEBHERR




**Gewicht** Weight / Poids / Peso / Peso / Pesos / Macca

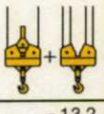
	<p>r = 3,5 m r = 2,4 m</p>	<p>21960 kg 31110 kg</p>		<p>17500 kg</p>
--	--------------------------------	------------------------------	--	-----------------

# Ausladung und Tragfähigkeit


Radius and capacity / Portée et charge / Sbraccio e portata  
Alcances y cargas / Alcance e capacidade de carga / Вылет и грузоподъемность

m	m/kg		m/kg																				
			20,0	21,0	22,0	23,0	24,0	25,0	26,0	27,0	28,0	29,0	30,0	31,0	32,0	33,0	34,0	35,0	36,0	37,0	38,0	39,0	40,0
40,0	3,3 - 23,6 2300		2300	2300	2300	2300	2250	2140	2040	1950	1870	1790	1720	1650	1590	1530	1470	1420	1370	1320	1280	1240	1200
35,0	3,3 - 25,3 2300		2300	2300	2300	2300	2300	2220	2130	2030	1950	1870	1800	1730	1670	1610	1550						
30,0	3,3 - 26,7 2300		2300	2300	2300	2300	2300	2300	2270	2170	2080	2000											



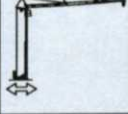

m	m/kg		m/kg																				
			20,0	21,0	22,0	23,0	24,0	25,0	26,0	27,0	28,0	29,0	30,0	31,0	32,0	33,0	34,0	35,0	36,0	37,0	38,0	39,0	40,0
40,0	3,3 - 23,9 2250	- 13,2 4500	2660	2500	2360	2230	2120	2010	1920	1830	1750	1670	1600	1530	1470	1420	1360	1310	1260	1220	1180	1140	1100
35,0	3,3 - 25,7 2250	- 14,1 4500	2920	2750	2590	2450	2330	2210	2110	2010	1920	1840	1760	1690	1630	1560	1510	1450					
30,0	3,3 - 27,2 2250	- 14,9 4500	3130	2950	2790	2640	2500	2380	2270	2170	2070	1980	1900										


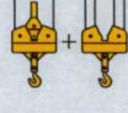
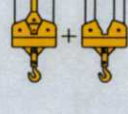
  


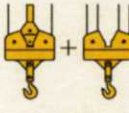
m	m/kg		Auslegersteilstellung 30° / Elevated jib 30° / Flèche inclinée 30° / Braccio inclinato a 30° Pluma inclinada 30° / Lança inclinada 30° / Положение стрелы под углом 30°																				
			16,0	17,0	18,0	19,0	20,0	21,0	22,0	23,0	24,0	25,0	26,3	27,0	28,0	29,0	30,0	30,6	31,0	32,0	33,0	34,0	34,9
40,0	3,1 - 18,1 2300		2300	2300	2300	2170	2030	1910	1800	1710	1620	1540	1440	1390	1330	1270	1220	1190	1170	1120	1080	1040	1000
35,0	3,1 - 20,0 2300		2300	2300	2300	2300	2290	2160	2040	1930	1830	1740	1630	1580	1510	1450	1380	1350					
30,0	3,1 - 21,1 2300		2300	2300	2300	2300	2300	2300	2180	2070	1960	1860	1750										

# Antriebe

Driving units / Mécanismes d'entraînement / Meccanismi / Mecanismos / Mecanismos / Приводы

	U/min. 0 ↔ 0,8 sl./min tr./min	5,0 kW EDC
	8,0 / 30,0 / 60,0 m/min 0 ↔ 60,0 m/min	0,7 / 2,3 / 2,3 kW KL 2,8 kW FU
	25,0 m/min	2 x 1,5 kW
	0 - 45°, 60 sec.	3,0 kW

	Stufe / Step / Cran / Marcia Velocidad / Velocidade Передача		
	kg	m/min	
15,0 kW 	1	2250 4500	6,0 3,0
	2	2250 4500	27,0 13,5
	3	1600 3200	50,0 25,0
11,0 kW FU 	1	2250 4500	4,7 2,4
	2	2250 4500	24,0 12,0
	3	1300 2600	45,0 22,0
	4	900 1800	60,0 30,0

BGL	 C.0.08.0056	 C.0.08.0050
-----	---	---

	400 V	Hz	kVA
99,0 m	4 x 10 mm <sup>2</sup> KL 4 x 6 mm <sup>2</sup> FU	50	28,0 KL 17,0 FU

# Aufstellvorgang

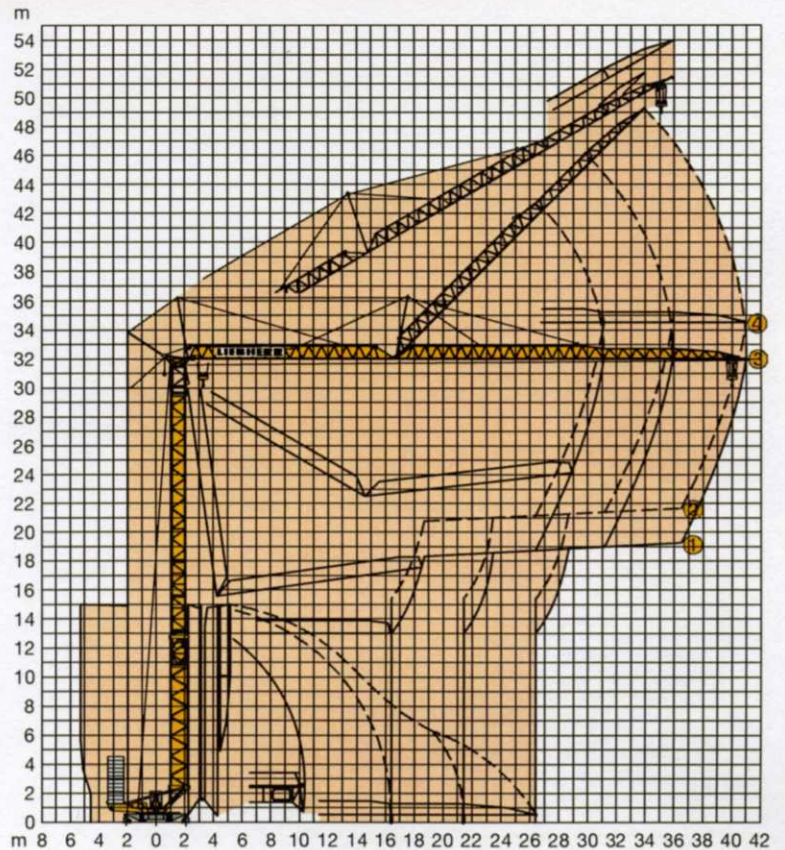
Erection procedure / Déroulement de montage / Procedimento di montaggio  
Procedimiento de montaje / Sistema de montagem / Процесс развертывания

① **schienenfahrbar ohne Turmstück**  
rail-going without tower section  
mobile sans éléments de mât  
traslante senza elementi di torre  
móvil sin tramo de torre  
Móvel sem tramo de torre  
рельсовый без башенной секции

② **stationär ohne Turmstück**  
stationary without tower section  
stationnaire sans éléments de mât  
stazionaria senza elementi di torre  
estacionaria sin tramo de torre  
Estacionária sem tramo de torre  
стационарный без башенной секции

③ **schienenfahrbar 3 Turmstücke**  
rail-going 3 tower sections  
mobile 3 éléments de mât  
traslante con 3 elementos di torre  
móvil 3 tramos de torre  
Móvel 3 tramos de torre  
рельсовый 3 башенные секции

④ **stationär 4 Turmstücke**  
stationary 4 tower sections  
stationnaire 4 éléments de mât  
stazionaria con 4 elementos di torre  
estacionaria 4 tramos de torre  
Estacionária 4 tramos de torre  
стационарный 4 башенные секции



## Kolli-Liste

Packing List / Liste de colisage / Lista dei colli  
Lista de contenido / Lista de embalagem / Упаковочный лист

Pos. Item	Anz. Qty.				L (m)	B (m)	H (m)	kg
1	3	<b>Turmstück (ohne/mit Turmauflage*)</b> / Tower section (without/with tower support*) / Élément de mât (sans/avec support de mât*) / Elemento di torre (senza/con pedana di servizio*) / Tramo de torre (sin/con soporte de torre*) / Tramo de torre (sem/com suporte de torre*) Башенная секция (без/с опорными выступами*)			2,50	1,10	1,10	450
2	1*	<b>Ausleger-Verlängerung</b> 30,0 m – 35,0 m Jib extension / Rallonge de la flèche / Elemento estensione braccio / Prolongación de pluma Extensão da lança / Удлинение стрелы			5,00	1,02	0,80	185
4	1	<b>Ausleger-Verlängerung</b> 35,0 m – 40,0 m Jib extension / Rallonge de la flèche / Elemento estensione braccio / Prolongación de pluma Extensão da lança / Удлинение стрелы			5,10	1,02	0,70	130
5	1	<b>Transportachse vorne</b> / Road transport axle front Essieux de transport avant / Asse di trasporto anteriore Eje delantero para transporte / Eixo de transporte dianteiro / Транспортировочная ось, передняя			3,65 – 4,15	1,45	1,10	750 920 920
6	1	<b>Transportachse hinten</b> / Road transport axle behind Essieux de transport arrière / Asse di trasporto posteriore / Eje trasero para transporte / Eixo de transporte traseiro / Транспортировочная ось, задняя			1,90	2,50	1,05	1100
7	1	<b>Transportachse Tra 204</b> / Road transport axle / Essieux de transport / Assali par trasporto / Eje de transporte Eixo de transporte / Транспортная ось			3,10	2,50	1,10	1900
8	1	<b>Transportachse hinten Tra 203</b> / Road transport axle behind Essieux de transport arrière / Asse di trasporto posteriore / Eje trasero para transporte / Eixo de transporte traseiro / Транспортировочная ось, задняя			3,00	2,50	1,20	2500
9	1	<b>Transportachse vorne Tra 115</b> / Road transport axle front Essieux de transport avant / Asse di trasporto anteriore Eje delantero para transporte / Eixo de transporte dianteiro / Транспортировочная ось, передняя			3,80	2,50	1,28	1900

Konstruktionsänderungen vorbehalten! / Subject to alterations! / Sous réserves de modifications! / Riservato il diritto di modifiche strutturali!  
(Sujeto a modificaciones! / Salvo modificação da construação! / Права на внесение конструкторских изменений сохраняются!

Sämtliche Angaben erfolgen ohne Gewähr. / This information is supplied without liability. / Ces renseignements sont sans garantie. / Tutte le indicazioni fornite senza garanzia. / Declinamos toda responsabilidad derivada de la información proporcionada. / Declinamos qualquer responsabilidade quanto à informação fornecida. / Все данные указаны без обязательств.

120 P – 3740 H1 B3 DIN 15018 • BGL C.0.08.0056 / FEM (Section 1) Krangruppe A3 und OENORM T3 • 04.07 / 6

Printed in Germany.