

Climb somewhere else!

LiUP - Up at the touch of a button.



LIEBHERR



LiUP – Up at the touch of a button.

Every day a crane driver has to climb to heady heights before he actually reaches his workplace.

On a tower around 50 metres in height, that means 20 ladders and over 300 rungs up and then back down again. And what happens if he forgets something?

But now this is no longer a problem. The LiUP crane driver elevator will take you up to the crane cab in around 2 minutes at the touch of a button. It couldn't be faster or simpler.

- Perfectly tailored to your Liebherr tower system
- Secure position of the elevator inside the tower
- No additional installation work compared to existing systems
- Innovative drive technology with energy recovery



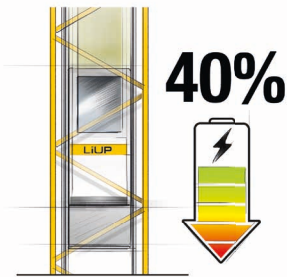
The golden innovation prize

The LiUP crane driver elevator was awarded the golden innovation prize at the Intermat 2015 in the "Equipment & Components" category.

The LiUP and its benefits


Energy recovery guarantee

When the LiUP travels downwards you recover approx. 40 % of the energy using the innovative drive technology. And you don't have to do anything!




Enter at no risk

You are safely inside the tower at all times. The climb up to the LiUP is direct from the tower platform, secured by an additional door.



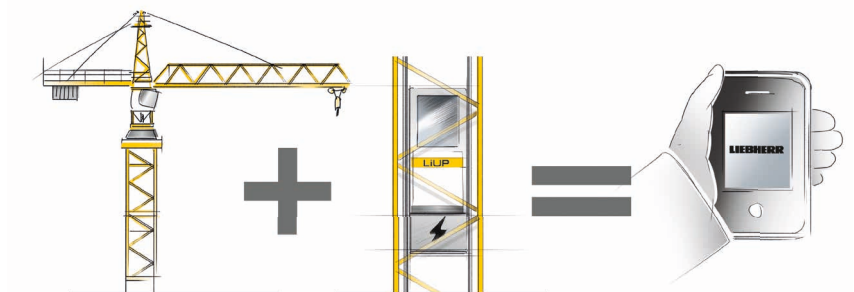
Ready to go in a trice

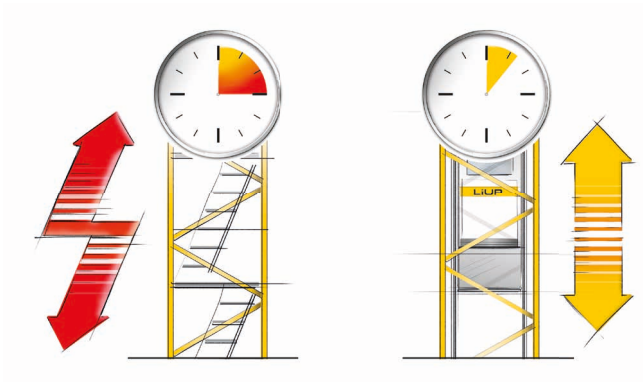
The preinstalled rails and the simple Connect & Work technology means no additional installation work for you compared to conventional elevator systems.



From a single source

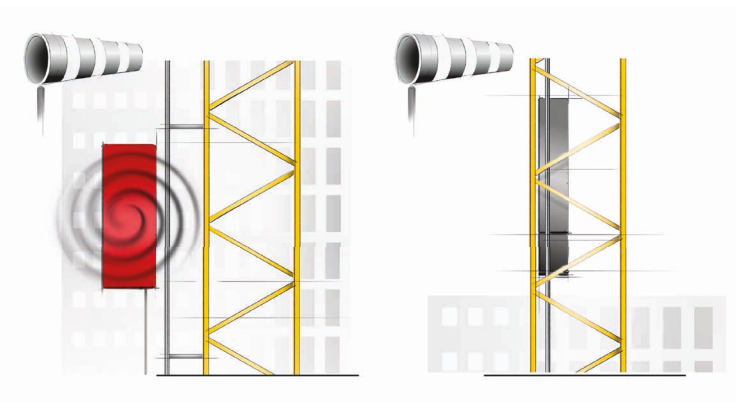
We can assure you of maintenance and service for your Liebherr tower crane and the LiUP crane driver elevator from a single source. Just a phone call away!





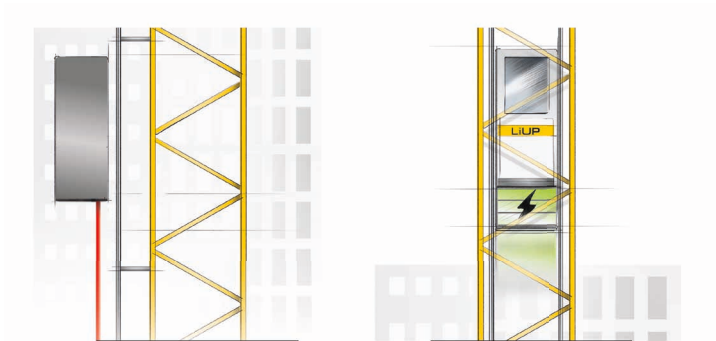
Save your strength

The LiUP saves your energy and time compared to climbing up several ladders. That means a fast switch from the crane cab to the site is not a problem.



Up, up and away

You can go high in the internal elevator because of its smaller surface area which is susceptible to the wind. That means you can erect your crane even higher compared with a conventional external elevator systems.



No more cable tangle

The low maintenance, simple battery drive technology on the LiUP does not require ropes or cables. With one battery charge you can ascend up to 300 m (also possible in several stages).

The LiUP and its benefits

Fast installation using quick-release fastenings

Thanks to the Connect & Work technology there is no additional installation work for fitting the LiUP. The preinstalled guide rails are connected to each other by quick-release fastenings as the tower is being erected. There are no electrical cables or ropes to be installed.

Compatible with all Liebherr tower systems

The rails for the LiUP are coordinated to the lengths of Liebherr tower sections and require one-off installation. Existing tower sections can be retrofitted.

Safe operation

Three limit switches monitor the top and bottom stopping positions.

Charging the battery

By the use of the remote control the elevator goes to its parking position at the foot of the tower to charge its battery in the docking station. Charging takes less than an hour.





Preinstalled guide rails

The preinstalled guide rails do not have to be removed for erecting and dismantling the tower crane.* They are left installed in the tower section with the crane driver elevator both during use and for transport.

*Structural height in the operating manual

Injury protection

Protection by sensors above and below the elevator.

Safe access

Access to the elevator is from a platform in the tower with no dangerous climbing on the outside of the tower.

Innovative battery power

The innovative operation of the device using a lithium-ion battery means no additional supply cables, cable drums or drag cables.

Easy control

The elevator can be controlled from the crane driver's cab using a remote control. The LiUP can thus be called up from its parked position.

The LiUP and its benefits



Multiple safety features

The LiUP has several features to protect the safety of your fitters and crane drivers if something serious happens.

- Safety PLC: The stopping positions are monitored by three limit switches, whilst a clasp brake reacts if the elevator starts to travel too fast
- Inductive sensors check whether a guide rail is installed
- Detection of people and therefore prevention of the risk of crush injuries
- Autarchic power supply in the event of a power failure (for example to rescue a crane driver)

The LiUP has innovative drive technology with no bothersome ropes and cables.

- Powered by an electric motor with lithium-ion battery
- Approx. 40% energy recovery as the elevator descends
- Autarchic power supply in the event of a power failure by the lithium-ion battery drive technology
- The battery is automatically charged when the elevator is in its parked position
- No additional supply lines such as cables or ropes

Technical data

Payload	200 kg (2 people or 1 person with tools)
Speed	up to 25 m/min
Loading process	30 – 60 minutes
Travel height on one battery charge	300 m



Secured access



Internal access from the platform



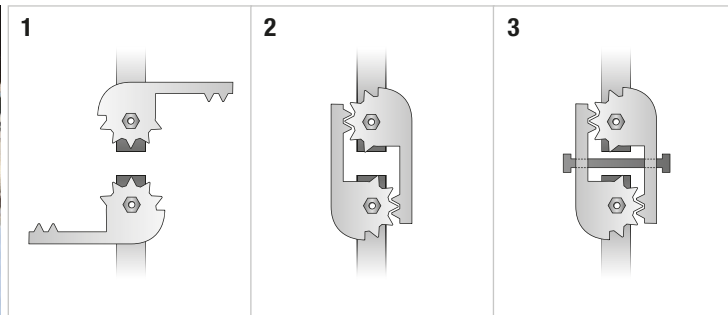
Protection device with sensors



The redundant limit switches guarantee highest safety standards



Connect & Work: Simple and fast installation with quick release fastening



The docking station is at the foot of the tower

Enjoy your ride!